

Fire Station 2



Town of Belmont ADA Transition Plan

February 2021



Institute for Human Centered Design

200 Portland Street, Boston, MA 02114
www.IHCDesign.org • info@IHCDesign.org
617-695-1225 voice/ tty

Background

Year Built: 2006

Fire Station 2 is located at 99 Leonard Street. It is a two-story facility with one accessible entrance, two egress stairs and an elevator. The public uses toilet rooms in the facility. Men's and women's single-user toilet rooms are provided. When a member of the public is injured, they are led to the apparatus bays from the main entrance. The public is also let in to tour the apparatus bays. Parking for the building is located in a lot east of the building.

Key Accessibility Issues

Egress and Designation Signage

The exit from the main entrance door lacks egress signage with raised character and braille and lacks an illuminated sign with the International Symbol of Accessibility (ISA). Designation signs for the women's and men's toilet rooms are not located on the latch side of the door. At the study on the second floor, some raised characters have worn away.

Additional Accessibility Issues

- The sign at the van accessible parking space is located lower than allowed.
- The opening force at the women's toilet room is greater than allowed.
- Paper towel dispensers are mounted over the grab bars in both the men's and women's single-user toilet rooms.
- The telephone at the main entrance is located higher than allowed.

Order of Magnitude Cost Estimates

- Miscellaneous corrective actions (including egress and designation signage, relocating designation signs, relocating paper towel dispensers, raising the accessible parking sign, adjusting the door pressure at one door, lowering one telephone, etc.): \$1,176





Total: \$1,176

Best Practice and Inclusive Design





Best practice and inclusive design recommendations include elements that are not required in the standards but may create enhanced experiences for all users.

- Recommend providing contrast strips at each stair tread at Stair 1 and the exterior stairs by the main entrance.




**Town of Belmont
Fire Station 2**

ID	Location	Floor	Room	Element	Type	Photo	Issues	Current Measure	Recommendations	Quantity	Price	Cost Estimation
Approach and Entrance												
Off-Street Parking Lot or Garage												
1	Parking	Ext.		Off-Street Parking Lot or Garage	Visitor		Total # of parking Total # of designated accessible parking spaces Total # of designated van accessible spaces Sign bottom < 60" above finished grade	17 1 1 52"	Locate the van accessible sign with the bottom of the sign 60" min. above the ground.	1	Labor	\$0
Emergency Exit												
2	Main Entrance (Egress)	1		Emergency Exit	N/A		Tactile sign not provided at exit Illuminated Int. Symbol of Acc. not provided (MAAB)	- -	Provide tactile exit signs with raised characters and braille at exit doors. Mount signs between 48"- 60" above the finished floor located on the latch side of the door. Provide an illuminated sign with the International Symbol of Accessibility.	1	432	\$432
Access to Goods and Services												
Doors, Doorways, & Gates												
3	Women's Toilet Room	1		Doors, Doorways, & Gates	Toilet Room		Door requires > 5 lbs. of force to open	7 lbs.	Adjust closers so doors do not require more than 5 pounds of force to open.	1	Labor	\$0
Signage												
4	Study	2	201	Signage	Designation		Raised characters not provided on sign	-	Provide text with raised characters duplicated in braille on sign. Some raised characters are missing from the sign.	1	232	\$232

**Town of Belmont
Fire Station 2**

ID	Location	Floor	Room	Element	Type	Photo	Issues	Current Measure	Recommendations	Quantity	Price	Cost Estimation
5	Toilet Rooms - Main Entrance	1		Signage	Designation		Sign not located on the latch side of the door	-	Locate sign at permanent rooms alongside the door on the latch side.	2	Labor	\$0
Operable Parts												
6	Main Entrance	1		Operable Parts	Other		Reach < 15" or > 48"(forward/side approach)	55.5"	Relocate telephone to be no higher than 48" above the finished floor.	1	Labor	\$0
Toilet & Bathing Rooms												
Single-User Toilet												
7	Men's and Women's Toilet Room	1		Single-User Toilet	N/A		Dispenser mounted over grab bar		Relocate paper towel dispenser so that it is not mounted above the grab bar.	2	256	\$512
Best Practice												
8	Stair 1	1							Recommend providing contrast strips at each stair tread.	1	-	\$0

**Town of Belmont
Fire Station 2**

ID	Location	Floor	Room	Element	Type	Photo	Issues	Current Measure	Recommendations	Quantity	Price	Cost Estimation
9	Stair Exit Sign From Stair 2	1							Good example of a raised character and braille egress sign.	1	-	\$0
10	Corridor	2							This is a good example of recessing a fire extinguisher cabinet.	1	-	\$0
11	Main Entrance	Ext.							Recommend providing contrast strips at each stair tread.	1	-	\$0